

TOROIDAL INDUCTORS

Studs are available on the "M" Series on special request.

Mechanical Tolerance: ± 0.015 unless otherwise indicated.

WHEN ORDERING, ADD CASE PREFIX (TYPE) TO PART NUMBER.
EXAMPLE: **PS 90-1**
CASE TYPE **PS** PART NUMBER **90-1**
SEE PAGE 5 FOR SPECIAL ORDERING

CORE NO. 90

Recommended Frequency: Up to 50 KHz.

Maximum Inductance: 9 H.

Special Core Stabilization: D, L, M, W.

Inductance $\pm 1\%$ (mH)	Part Number	Typical	
		DCR* (ohms)	Distributed Capacity (pf)
3.0	90-1	1.10	34
3.6	90-2	1.20	35
4.0	90-3	1.61	35
4.3	90-4	1.67	36
5.0	90-5	1.80	36
6.0	90-6	1.97	36
7.2	90-7	2.70	37
7.5	90-8	2.75	37
8.6	90-9	2.95	37
10.0	90-10	3.82	38
12.0	90-11	4.19	38
12.5	90-12	4.28	38
15.0	90-13	4.68	38
17.5	90-14	6.15	39
20.0	90-15	6.57	39
24.0	90-16	9.18	39
25.0	90-17	9.36	39
30.0	90-18	10.30	40
36.0	90-19	11.30	40
40.0	90-20	15.10	40
43.0	90-21	15.70	41
50.0	90-22	16.90	41
60.0	90-23	18.50	42
72.0	90-24	25.40	42
75.0	90-25	25.90	43
86.0	90-26	27.70	43
100.0	90-27	29.90	44
120.0	90-28	42.30	45
125.0	90-29	43.10	45
150.0	90-30	47.20	46
175.0	90-31	63.00	46
200.0	90-32	67.50	47
240.0	90-33	74.00	47
250.0	90-34	75.50	48
300.0	90-35	104.00	48
360.0	90-36	114.00	49
400.0	90-37	120.00	49
430.0	90-38	165.00	50
500.0	90-39	178.00	50
600.0	90-40	195.00	50
720.0	90-41	264.00	51
750.0	90-42	270.00	51
860.0	90-43	288.00	52
1.00 H	90-44	312.00	52
1.20 H	90-45	480.00	53
1.25 H	90-46	490.00	53
1.50 H	90-47	610.00	54
1.75 H	90-48	659.00	54
2.00 H	90-49	705.00	55
2.40 H	90-50	772.00	55
2.50 H	90-51	788.00	56
3.00 H	90-52	1090.00	56
3.60 H	90-53	1190.00	57
4.00 H	90-54	1522.00	57
5.00 H	90-55	1705.00	58
6.00 H	90-56	2420.00	58

CORE NO. 89

Recommended Frequency: Up to 200 KHz.

Maximum Inductance: 1.5 H.

Special Core Stabilization: D, L, M, W.

Inductance $\pm 1\%$ (mH)	Part Number	Typical	
		DCR* (ohms)	Distributed Capacity (pf)
1.50	89-1	1.12	27
1.75	89-2	1.20	27
2.00	89-3	1.63	28
2.40	89-4	1.89	28
3.00	89-5	2.00	29
3.60	89-6	2.74	29
4.30	89-7	2.98	30
5.00	89-8	3.87	31
6.00	89-9	4.24	31
7.20	89-10	4.65	32
8.60	89-11	6.18	32
10.00	89-12	6.67	33
12.00	89-13	9.30	33
15.00	89-14	10.40	34
17.50	89-15	11.20	34
20.00	89-16	15.20	35
24.00	89-17	16.70	35
30.00	89-18	18.70	36
36.00	89-19	25.80	36
43.00	89-20	28.20	37
50.00	89-21	30.40	37
60.00	89-22	42.80	38
72.00	89-23	46.80	38
86.00	89-24	62.50	39
100.00	89-25	68.50	39
120.00	89-26	74.90	40
150.00	89-27	105.00	41
175.00	89-28	114.00	42
200.00	89-29	122.00	43
240.00	89-30	177.00	44
300.00	89-31	197.00	45
360.00	89-32	268.00	46
430.00	89-33	292.00	47
500.00	89-34	315.00	48
600.00	89-35	422.00	49

CORE NO. 68

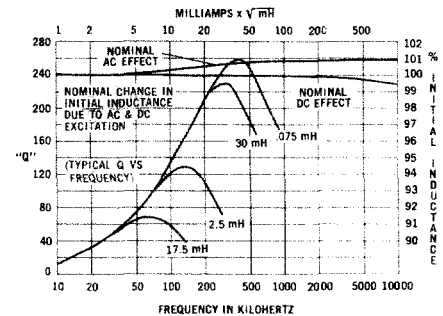
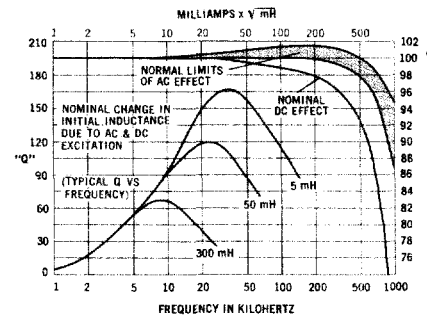
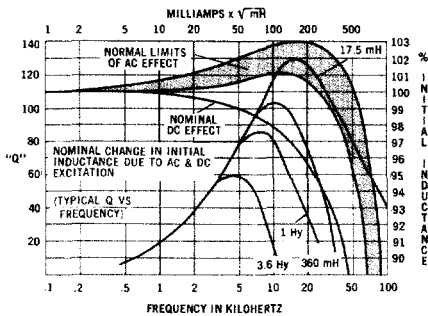
Recommended Frequency: 50 KHz to 2 MHz.

Maximum Inductance: 30 mH.

Only Core Stabilization Available: ± 90 PPM/ $^{\circ}$ C.

Inductance $\pm 1\%$ (mH)	Part Number	Typical	
		DCR* (ohms)	Distributed Capacity (pf)
0.075	68-1	0.40	9
0.086	68-2	0.54	9
0.100	68-3	0.59	9
0.120	68-4	0.64	9
0.125	68-5	0.65	10
0.150	68-6	0.83	10
0.175	68-7	0.90	10
0.200	68-8	0.96	10
0.240	68-9	1.31	10
0.250	68-10	1.34	10
0.300	68-11	1.47	10
0.360	68-12	1.95	10
0.400	68-13	2.06	10
0.430	68-14	2.14	10
0.500	68-15	2.30	10
0.600	68-16	3.25	11
0.720	68-17	3.56	11
0.750	68-18	3.64	11
0.860	68-19	3.90	11
1.000	68-20	5.02	11
1.200	68-21	5.50	11
1.250	68-22	5.62	11
1.500	68-23	6.15	11
1.750	68-24	8.53	11
2.000	68-25	9.10	11
2.400	68-26	9.98	12
2.500	68-27	10.20	12
3.000	68-28	14.10	12
3.600	68-29	15.50	12
4.000	68-30	16.30	12
4.300	68-31	16.90	12
5.000	68-32	23.40	12
6.000	68-33	25.60	13
7.200	68-34	33.40	13
7.500	68-35	34.00	13
8.600	68-36	36.40	13
10.000	68-37	39.30	13
12.000	68-38	55.50	14
12.500	68-39	56.70	14
15.000	68-40	75.80	15
17.500	68-41	81.80	15

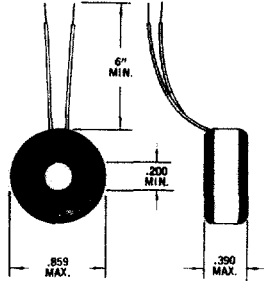
* See page 4 for explanation of variations in DC resistance.



TOROTEL PRODUCTS INC./13402 South 71 Highway/Grandview, MO 64030/(816) 761-6314 TWX 910-777-7037

TOROIDAL INDUCTORS

TYPE U — Uncased
WT. .45 OZ.



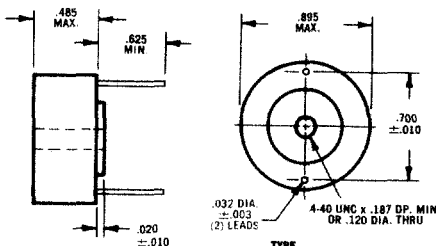
CORE NO. 91

Recommended Frequency: Up to 30 KHz.
Maximum Inductance: 11 H.
Special Core Stabilization: D, W, M, L.

Inductance ±1% (mH)	Part Number	Typical	
		DCR* (ohms)	Distributed Capacity (pf)
3.0	91-1	0.96	36
3.6	91-2	1.05	36
4.3	91-3	1.14	36
5.0	91-4	1.23	36
6.0	91-5	1.73	38
7.2	91-6	1.90	38
8.6	91-7	2.60	38
10.0	91-8	2.80	38
12.0	91-9	3.07	38
15.0	91-10	4.02	40
17.5	91-11	4.34	40
20.0	91-12	4.64	40
24.0	91-13	6.50	42
30.0	91-14	7.26	42
36.0	91-15	10.00	42
43.0	91-16	10.90	44
50.0	91-17	11.80	44
60.0	91-18	16.30	46
72.0	91-19	17.90	46
86.0	91-20	19.50	46
100.0	91-21	26.60	46
120.0	91-22	29.10	48
150.0	91-23	41.30	48
175.0	91-24	44.60	48
200.0	91-25	47.70	50
240.0	91-26	52.20	50
300.0	91-27	73.10	52
360.0	91-28	80.10	52
430.0	91-29	110.00	54
500.0	91-30	119.00	54
600.0	91-31	170.00	54
720.0	91-32	186.00	56
860.0	91-33	204.00	56
1.00 H	91-34	278.00	58
1.20 H	91-35	305.00	58
1.50 H	91-36	423.00	58
1.75 H	91-37	457.00	60
2.00 H	91-38	489.00	60
2.40 H	91-39	680.00	62
3.00 H	91-40	760.00	62
3.60 H	91-41	833.00	62
4.30 H	91-42	1130.00	64
5.00 H	91-43	1570.00	64
6.00 H	91-44	1720.00	66

* See page 4 for explanation of variations in DC resistance.

TYPE PS/PF/PFC/PSC — Printed Circuit
WT. .8 OZ.



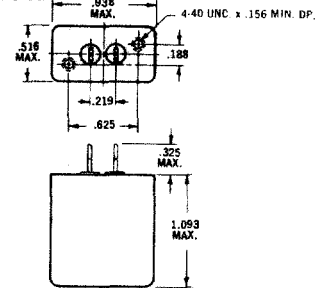
PREFIX TABLE		
4-40 UNC	THRU HOLE	STYLE
PS	PSC	NO FOOT
PF	PFC	WITH FOOT

CORE NO. 92

Recommended Frequency: Up to 20 KHz.
Maximum Inductance: 14 H.
Special Core Stabilization: D, W, M, L.

Inductance ±1% (mH)	Part Number	Typical	
		DCR* (ohms)	Distributed Capacity (pf)
3.6	92-1	0.93	40
4.3	92-2	1.02	42
5.0	92-3	1.10	42
6.0	92-4	1.20	44
7.2	92-5	1.70	44
8.6	92-6	1.85	44
10.0	92-7	2.51	46
12.0	92-8	2.74	46
15.0	92-9	3.07	46
17.5	92-10	3.88	48
20.0	92-11	4.15	48
24.0	92-12	4.55	50
30.0	92-13	6.50	50
36.0	92-14	7.12	52
43.0	92-15	9.76	52
50.0	92-16	10.50	54
60.0	92-17	11.50	54
72.0	92-18	16.00	54
86.0	92-19	17.50	56
100.0	92-20	18.80	56
120.0	92-21	26.10	56
150.0	92-22	29.10	58
175.0	92-23	39.90	58
200.0	92-24	42.70	60
240.0	92-25	46.70	60
300.0	92-26	52.20	62
360.0	92-27	71.60	62
430.0	92-28	78.30	64
500.0	92-29	106.00	64
600.0	92-30	116.00	64
720.0	92-31	167.00	66
860.0	92-32	182.00	66
1.00 H	92-33	196.00	68
1.20 H	92-34	273.00	68
1.50 H	92-35	305.00	70
1.75 H	92-36	409.00	72
2.00 H	92-37	437.00	72
2.40 H	92-38	479.00	74
3.00 H	92-39	680.00	74
3.60 H	92-40	745.00	74
4.30 H	92-41	814.00	76
5.00 H	92-42	1090.00	76
6.00 H	92-43	1540.00	78
7.20 H	92-44	1690.00	80

TYPE M — Metal Cased
WT. 1.3 OZ.



CORE NO. 93

Recommended Frequency: Up to 10 KHz.
Maximum Inductance: 20 H.
Special Core Stabilization: L.

Inductance ±1% (mH)	Part Number	Typical	
		DCR* (ohms)	Distributed Capacity (pf)
5.0	93-1	0.90	46
6.0	93-2	0.98	46
7.2	93-3	1.08	46
8.6	93-4	1.18	48
10.0	93-5	1.63	48
12.0	93-6	1.78	50
15.0	93-7	2.50	52
17.5	93-8	2.70	52
20.0	93-9	2.89	54
24.0	93-10	3.70	54
30.0	93-11	4.14	54
36.0	93-12	4.54	56
43.0	93-13	6.35	56
50.0	93-14	6.84	58
60.0	93-15	9.41	58
72.0	93-16	10.30	60
86.0	93-17	11.30	62
100.0	93-18	15.40	62
120.0	93-19	16.80	62
150.0	93-20	18.80	64
175.0	93-21	25.70	64
200.0	93-22	27.40	66
240.0	93-23	30.00	66
300.0	93-24	42.60	68
360.0	93-25	46.70	68
430.0	93-26	51.00	68
500.0	93-27	68.80	70
600.0	93-28	75.40	70
720.0	93-29	104.00	72
860.0	93-30	114.00	72
1.00 H	93-31	160.00	74
1.20 H	93-32	175.00	74
1.50 H	93-33	196.00	76
1.75 H	93-34	269.00	76
2.00 H	93-35	287.00	76
2.40 H	93-36	315.00	78
3.00 H	93-37	436.00	80
3.60 H	93-38	478.00	82
4.30 H	93-39	664.00	82
5.00 H	93-40	716.00	84
6.00 H	93-41	784.00	86
7.20 H	93-42	1070.00	86
8.60 H	93-43	1170.00	88
10.00 H	93-44	1620.00	90

